

# METODOLOGIE DI PROGETTAZIONE AVANZATA

F. Campana

1. Collegarsi al sito internet per scaricare la Student Edition 13.0 di Altair HyperWorks  
<http://www.altairuniversity.com/academic-program/> e  
 selezionare il riquadro evidenziato nell'immagine sottostante

The image shows the Altair University Academic Program website. The navigation bar includes: NEWS, SIMULATION, LEARNING, CONTESTS, EVENTS, OPPORTUNITIES, SUPPORT FORUM, Contact us, and a Search box. The main content area features several categories:

- News**: Image of a modern building structure.
- Free Student Edition**: Image of students at a computer workstation, highlighted with a red border.
- Books**: Images of software manuals.
- Support Forum**: Image of a forum interface with a speech bubble icon.
- EM Simulation**: Image of a 3D electromagnetic simulation of a head.
- Training Center**: Image of a group of students in a classroom.
- Careers**: Image of a man standing next to a colorful boat.
- Sponsoring**: Image of a go-kart on a track.


## 2. Selezionare dunque ORDER NOW

Altair | University Academic Program

NEWS SIMULATION LEARNING CONTESTS EVENTS OPPORTUNITIES SUPPORT FORUM Contact us

### Free HyperWorks 13.0 Student Edition

Like 56
+1 0
Tweet 8
Share 73



Overview

**Order Now**






















Learning

*"It is exciting news that the student version of HyperWorks is now available. This program truly demonstrates Altair's commitment to enhancing students' learning experience outside the classroom so that they can reinforce their engineering knowledge and classroom instruction."*

Dr. Wei Chen, Wilson-Cook Professor in Engineering Design at Northwestern University

[Click here to view this page in Japanese](#)

SELECT COUNTRY ...

- Argentina 
- Australia 
- Canada 
- China 
- Columbia 
- France 
- Germany 
- Greece 
- India 
- Israel 
- Italy 
- Japan 
- Korea 
- Malaysia 
- Mexico 
- Scandinavia 
- Singapore 
- South Africa 
- Thailand 
- UK & Ireland 
- United States 

### 3. *Cliccare sul link dell'Altair Store per ordinare la Student Edition*

## HyperWorks 13.0 Student Edition – Order Now

By Matthias Goelke on October 7, 2014



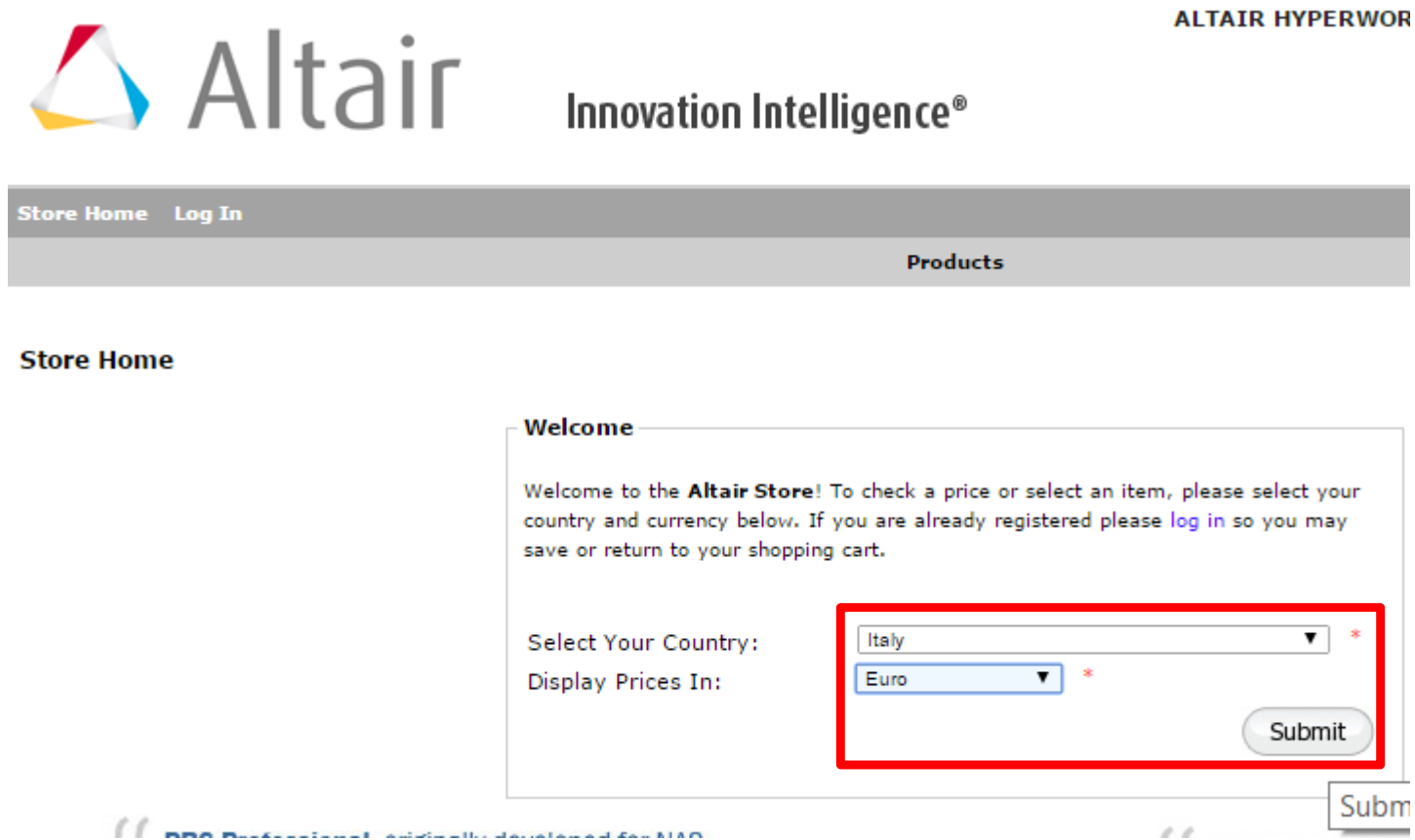
The Student Edition is available for FREE on the [Altair Online Store](#) only.

While pursuing the steps described below, please make sure and use the PC/Laptop the Student Edition will be installed on.

1. Go to Altair Online Store (<https://secure.altair.com/onlinestore>), then choose your country and currency.
2. Create an Online Store Account (you need to use an E-Mail address of your campus). After that, you'll receive a notification mail with your login information.
3. Login the Altair Online Store with your personal login data.
4. Start "shopping": Select the Student Edition and run the available tool to find your Ethernet HostID. Then click "Add Items To Cart"
5. "Place the order". Note: your license request still needs to be approved by the Altair University Team which may take up to 24h.
6. After approval you will receive an order confirmation E-Mail with status delivered. This mail

## Informazioni necessarie

### 4. Scegliere Italy come Country e EURO come moneta e poi cliccare su Submit



The screenshot shows the Altair Hyperweld website interface. At the top right, it says "ALTAIR HYPERWOR". The main header features the Altair logo and the text "Innovation Intelligence®". Below the header, there are navigation links for "Store Home" and "Log In". A "Products" link is also visible. The main content area is titled "Store Home" and contains a "Welcome" message. The message instructs users to select their country and currency. Two dropdown menus are shown: "Select Your Country:" with "Italy" selected, and "Display Prices In:" with "Euro" selected. A red box highlights these two dropdown menus and the "Submit" button. A "Submit" button is also visible at the bottom right of the form area.

ALTAIR HYPERWOR

Altair Innovation Intelligence®

Store Home Log In

Products

Store Home

**Welcome**

Welcome to the **Altair Store!** To check a price or select an item, please select your country and currency below. If you are already registered please [log in](#) so you may save or return to your shopping cart.

Select Your Country: Italy \*

Display Prices In: Euro \*

Submit

Submit

## 5. Scegliere «HyperWorks Student Edition Annual License»

Altair Innovation Intelligence®

ALTAIR HYPERWORKS | PBS WORKS | STUDENT EDITION

CONTACT

Store Home Log In




Products

Store Home :: Products

PRODUCTS

To see more information of each product below, please click on the product name.  
Or enter the quantity, if applicable, on this page and click the "Add Items To Cart" button.

Add Items To Cart

Product Image	Item Name	Price
	<b>HYPERWORKS STUDENT EDITION ANNUAL LICENSE</b> As one of the most comprehensive CAE solutions in the industry, HyperWorks® provides a tightly integrated suite of best-in-class tools for modeling, analysis, optimization, visualization, reporting, and performance. The HyperWorks suite, is designed for students interested in modern design tools. This Student Edition contains HyperMesh®, HyperCrash®, AcuConsole®, MotionView®, HyperView®, HyperGraph®, HyperView Player®, AcuFieldView®, RADIOSS®, OptiStruct®, MotionSolve®, AcuSolve®, solidThinking Evolve®, solidThinking Inspire®, HyperMath®, and HyperStudy®. This is an annual lease...	It's Free! <a href="#">Requires more info; Click here to order...</a> Max: 1
	<b>PBS PROFESSIONAL FLOATING 30 DAYS TRIAL LICENSE (PER CPU CORE)</b> Altair's PBS Works is a suite of on-demand cloud computing technologies that allows enterprises to maximize ROI on computing infrastructure assets. PBS Works is the most widely implemented software environment for grid-, cluster- and on-demand computing worldwide. The suite's flagship product, PBS Professional, provides a flexible, on-demand computing environment that allows enterprises to easily share diverse (heterogeneous) computing resources across geographic boundaries. PBS Professional is a service orientated architecture, field-proven cloud infrastructure software that increases productivity even in the most complex computing environments. IT...	It's Free! +Qty: <input type="text"/> Max: 700
	<b>PBS PROFESSIONAL FLOATING ANNUAL LICENSE (PER CPU CORE)</b> Altair's PBS Works is a suite of on-demand cloud computing technologies that allows enterprises to maximize ROI on computing infrastructure assets. PBS Works is the most widely implemented software environment for grid-, cluster- and on-demand computing worldwide. The suite's flagship product, PBS Professional, provides a flexible, on-demand computing environment that allows enterprises to easily share diverse (heterogeneous) computing resources across geographic boundaries. PBS Professional is a service orientated architecture, field-proven cloud infrastructure software that increases productivity even in the most complex computing environments. IT...	16.92 EUR +Qty: <input type="text"/>

Displaying 1 to 3 (of 3 products)

Add Items To Cart

6. Scegliere «Click here» per scaricare uno script che vi indicherà qual'è il vostro HOST ID, eseguitelo e copiate il risultato nella casella Ethernet HOST ID e procedere con **ADD TO CART.**

Altair Innovation Intelligence®

ALTAIR HYPERWORKS | PBS WORKS | STUDENT EDITION

CONTACT

Store Home Log In

Products

Store Home :: Products :: HyperWorks Student Edition Annual License

**HyperWorks** Student Edition **It's Free!** HYPERWORKS STUDENT EDITION ANNUAL LICENSE

As one of the most comprehensive CAE solutions in the industry, HyperWorks® provides a tightly integrated suite of best-in-class tools for modeling, analysis, optimization, visualization, reporting, and performance data management. The HyperWorks® Student Edition, an education version of the HyperWorks suite, is designed for students interested in modern design tools. This Student Edition contains HyperMesh®, HyperCrash®, AcuConsole®, MotionView®, HyperView®, HyperGraph®, HyperView Player®, AcuFieldView®, RADIOSS®, OptiStruct®, MotionSolve®, AcuSolve®, solidThinking Evolve®, solidThinking Inspire®, HyperMath®, and HyperStudy®.

This is an annual lease license for windows operating systems that will be good for 365 days and does NOT include product phone support. Technical support for student version is provided by **Academic Support Forum**.

This license will be approved only for students and professors with valid educational email addresses. After the order is approved, you will receive an email confirmation with installation instructions.

A local Ethernet HostID is required to order this license.

[Click here](#) to download and run the tool to find your Ethernet HostID and paste it below.

Ethernet HostID

ALM SingleHostid

Detected Host ID:  
3CEB81AEDDE

Copy

Done

Add To Cart

ABOUT | PBS SUPPORT | CONTACT | PRIVACY | TERMS OF USE  
© COPYRIGHT 2015 ALTAIR ENGINEERING, INC. ALL RIGHTS RESERVED.

## 7. Cliccate su Checkout

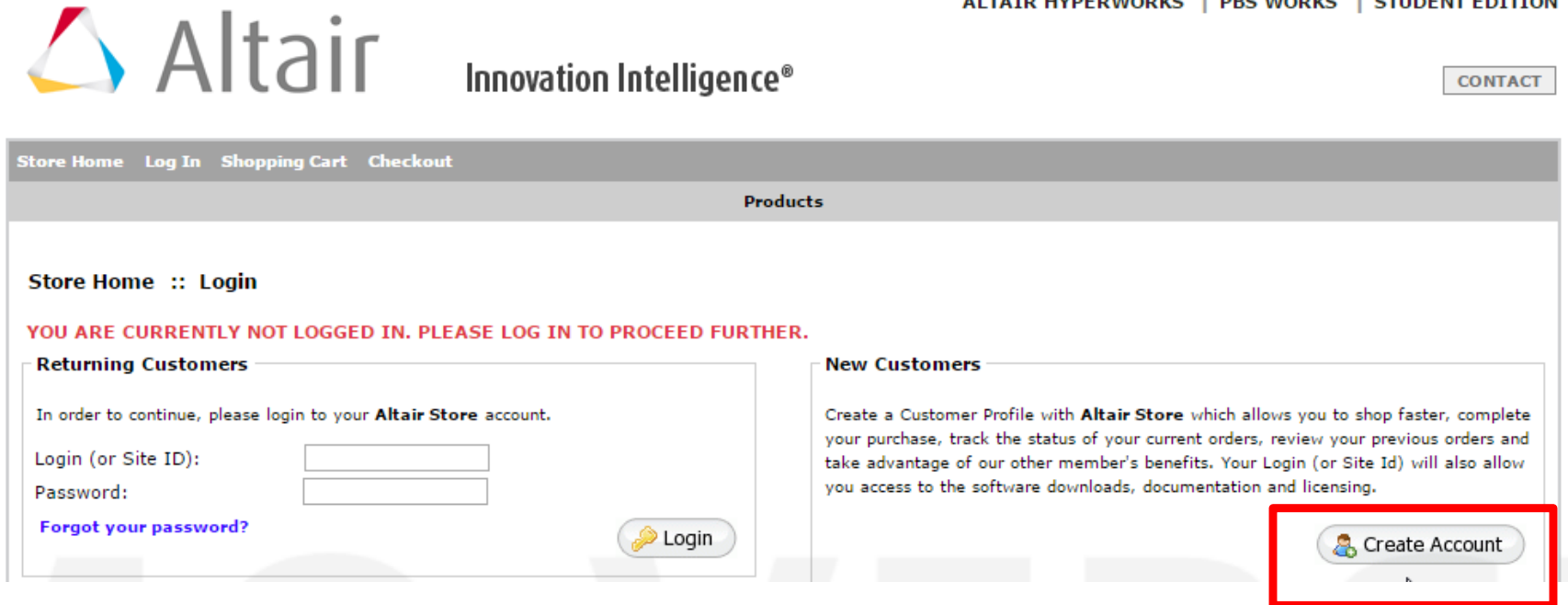
The screenshot displays the Altair HyperWorks website's shopping cart interface. At the top, the Altair logo and 'Innovation Intelligence' tagline are visible, along with navigation links for 'ALTAIR HYPERWORKS', 'PBS WORKS', and 'STUDENT EDITIO'. A 'CONTACT' button is also present. Below the navigation bar, the page title is 'Store Home :: My Shopping Cart'. The main content area shows 'MY SHOPPING CART CONTENTS' with a '[help (?)]' link. A message states: 'To complete your order please click the "Checkout" button.' Below this, a table lists the cart items:

Qty.	Item Name	Unit Price	Total
1	HyperWorks Student Edition Annual License • Ethernet HostID - 9CEBE81AEDDE	0.00 EUR	0.00 EUR X

Below the table, there are three buttons: 'Continue Shopping', 'Update Cart', and 'Checkout'. The 'Checkout' button is highlighted with a red rectangle. A large, semi-transparent watermark 'HYPERWORKS' is overlaid on the bottom half of the page.



## 8. Cliccate su Create Account



The screenshot shows the Altair website header with the logo and navigation links. Below the header, there is a navigation bar with links for Store Home, Log In, Shopping Cart, and Checkout. The main content area is titled "Products" and contains a login section. The login section is divided into two columns: "Returning Customers" and "New Customers". The "Returning Customers" column has a message "YOU ARE CURRENTLY NOT LOGGED IN. PLEASE LOG IN TO PROCEED FURTHER." and a login form with fields for "Login (or Site ID)" and "Password", a "Forgot your password?" link, and a "Login" button. The "New Customers" column has a message "Create a Customer Profile with Altair Store which allows you to shop faster, complete your purchase, track the status of your current orders, review your previous orders and take advantage of our other member's benefits. Your Login (or Site Id) will also allow you access to the software downloads, documentation and licensing." and a "Create Account" button. The "Create Account" button is highlighted with a red box.

Altair Innovation Intelligence®

ALTAIR HYPERWORKS | PBS WORKS | STUDENT EDITION

CONTACT

Store Home Log In Shopping Cart Checkout

Products

Store Home :: Login

**YOU ARE CURRENTLY NOT LOGGED IN. PLEASE LOG IN TO PROCEED FURTHER.**

**Returning Customers**

In order to continue, please login to your **Altair Store** account.

Login (or Site ID):

Password:

[Forgot your password?](#)

Login

**New Customers**

Create a Customer Profile with **Altair Store** which allows you to shop faster, complete your purchase, track the status of your current orders, review your previous orders and take advantage of our other member's benefits. Your Login (or Site Id) will also allow you access to the software downloads, documentation and licensing.

Create Account

## Informazioni necessarie

9. Infine compilate la schermata con i vostri dati personali ricordandovi di inserire la mail universitaria. Concludete il processo cliccando su Submit

**Altair** innovation intelligence CONTACT

Store Home Log In Shopping Cart Checkout

Products

Store Home :: Create an Account

**NEW ACCOUNT INFORMATION**

**NOTE:** If you already have an account with us, please login at the [login page](#)

Account Details \* Required information

**Privacy Statement**

Please acknowledge you agree with our privacy statement by checking the following box. [The privacy statement can be read here.](#)

I have read and agreed to your privacy statement. \*

**Company/University Details**

Company/University:

Department:

Industry:

Employees:

Revenue:

**Address Details**

Mr.  Ms. \*

First Name:  \*

Last Name:  \*

Street Address:  \*

Address Line 2:

City:  \*

State/Province:  \*

Post / Zip Code:  \*

Country:  \*

**Additional Contact Details**

Email Address:  \* Please use your company or university email, a validation message will be sent to this address. \*

Confirm Email:  \*

Telephone:  \*

Fax Number:

**Login Details**

Login (or Site ID):  \* (6-16 characters)

Password:  \* (6-16 characters)

Confirm Password:  \*

**Newsletter and Email Details**

Subscribe to Our Newsletter.

HTML  TEXT-Only

**Word Verification:**  \* Type the characters you see in the picture below.

Submit

*Dopo aver  
sottomesso la  
richiesta vi arriverà  
una mail di conferma  
da Altair che vi  
permetterà di  
scaricare il Software  
con licenza gratuita  
per un anno.*